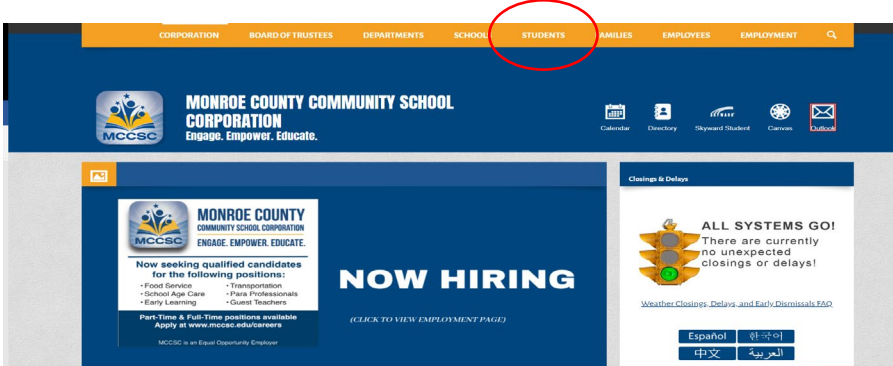


Logging into Naviance

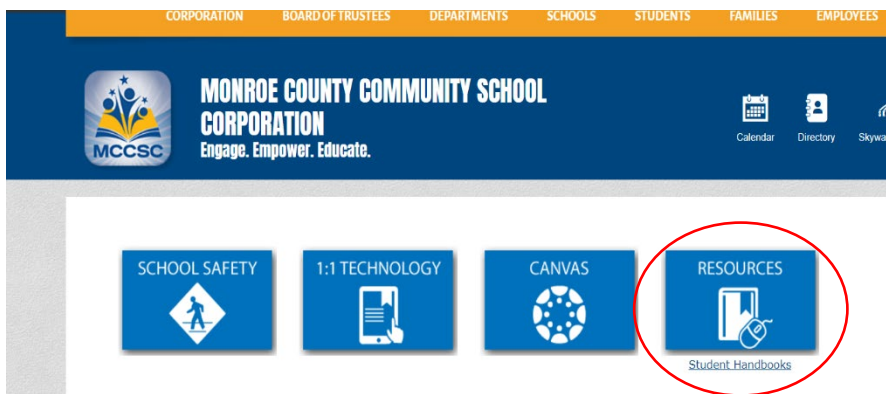
The instructions for logging into Clever are also on the knowledge base at: <https://kb.mccsc.edu/x/YYZOAg>

Open web browser and go to: <https://www.mccsc.edu/site/Default.aspx?PageID=3618> or from the MCCSC homepage


1. Click **Students**



2. Click **Resources**




3. Click the **Clever** Icon



Logging into Naviance

4. Click **Login with Clever**

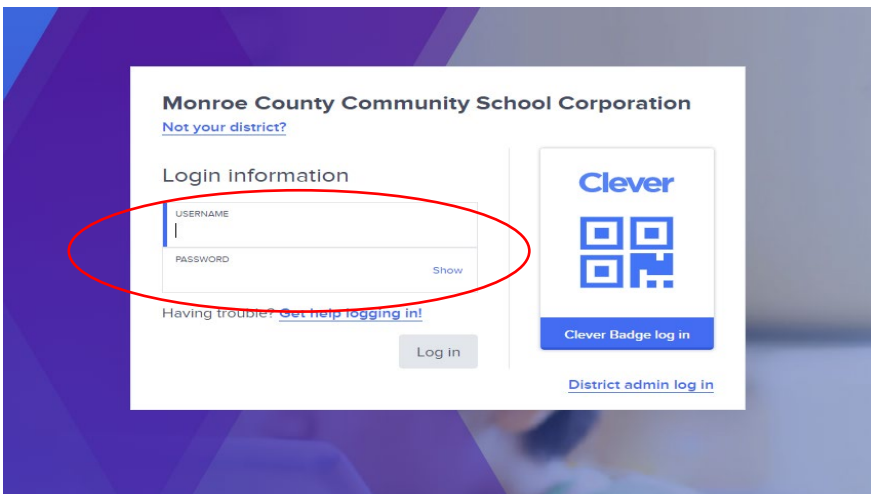


5. **For Teachers and Staff:**

Login is your regular network username. Password is your alpha key out of Student Info Access. *For example, if your name was Abe Zigler, your username would be aziggl and your password would be ZIGGLABE000

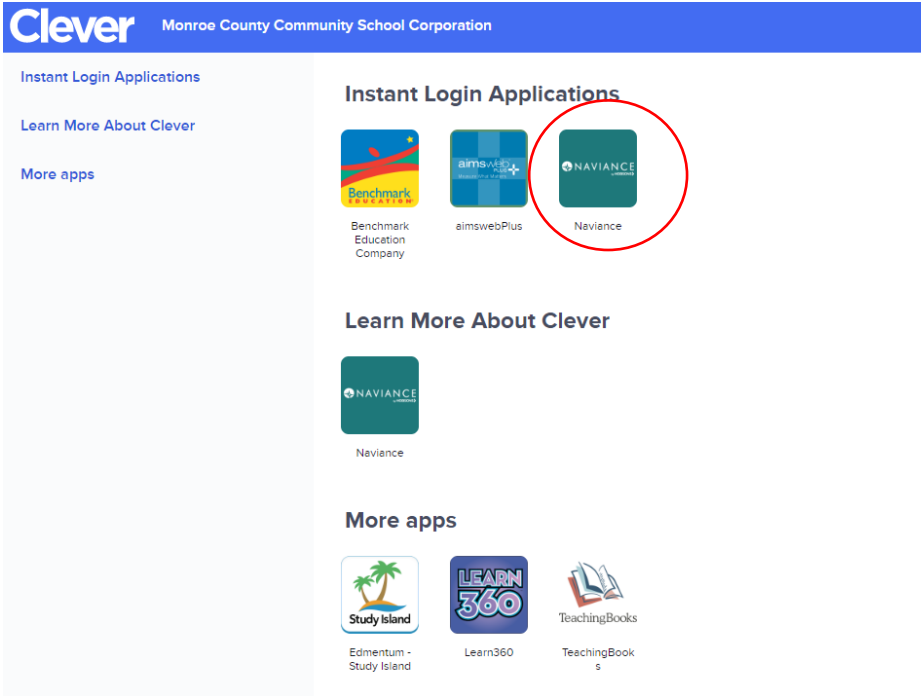
For Students:

Use the @mccsc.net Google credentials. This is your regular username@mccsc.net followed by the password used for email and computer access.



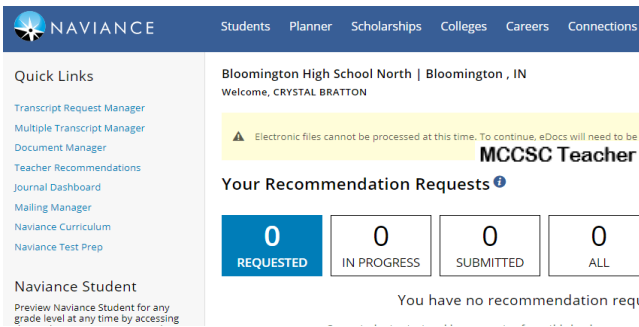
Logging into Naviance

6. Click Naviance icon



7. Once you have successfully entered your login information, your Naviance homepage will appear.

Naviance Teacher Home Page



Naviance Student Homepage

